



DUCATI energia

CAPACITOR for
POWER ELECTRONIC
- GENERAL PURPOSE APPLICATIONS -

GP84 Cn = 250µF Urms= 330V

Part. Number: **416.84.3697**

GP 84

AC / DC - Power electronic Capacitors

CHARACTERISTICS

Rated Capacitance (Cn)	250	µF
Capacitance Tolerance	±5%	
Rated RMS Voltage (Urms)	330	V
Max. AC Voltage (Un ac)	470	V
Rated DC Voltage (Un dc)	600	V
Maximum Current (Imax) @ θ _{MAX}	40	A
Self-inductance (L _{ESR})	< 210	nH
Equivalent series resistance (R _{ESR})	< 8	mΩ
Typical tan d (10 ⁻⁴)	7,0	(Measure @ 50Hz)
Thermal resistance natural cooling (R _{THC}) case – amb.	1,35	°C/W
Filler material: Polyurethane Resin PPM film Dielectric - self healing technology.		
Over pressure safety device Aluminium case, M12 fixing stud.		
Weight	≤ 900	g
Dimension Ø x H	75 x 180	mm

MAXIMUM RATINGS

Over voltage	1.1 Un	8hours/day
Non-recurrent surge voltage (Us)	1150	V
Maximum peak current (I _{PK})	3	kA
Max. Voltage raise of rise (dV/dt)	50	V/µs
Maximum surge current (Is)	15,0	kA
Maximum Fault current - UL810	10.000	A
Max .Fixing Torque for terminals (*)	6	Nm
Max .Fixing Torque for M12 stud	10	Nm

(*) To avoid breaking, complete the tightening of the nuts using two wrenches.

TEST DATA

DC Test voltage terminal to terminal	1.5xUn 10s	Vdc
AC test voltage terminal to case	3kV x 10s	Vac - 50Hz

CLIMATIC CATEGORY

Min.operating temperature (θ _{MIN})	-25	°C
Max. operating temperature (θ _{MAX})	+70	°C
Storage temperature	-40 +85	°C
Altitude maximum	2000m	a.s.l.

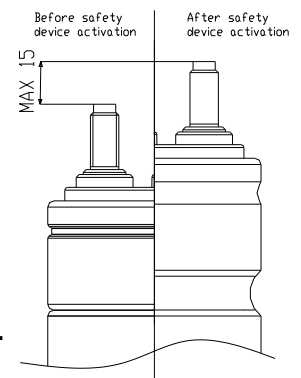
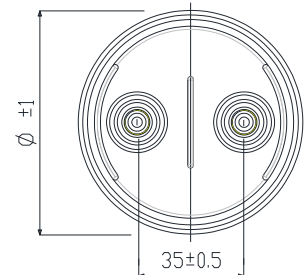
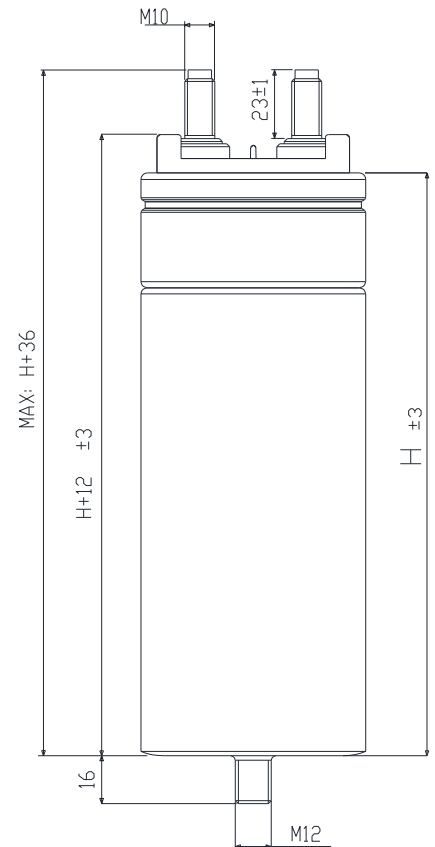
Failure quota	50/10 ⁹
Expected life (Ln) @ 330Vac / 70°C HS	100.000 h

STANDARDS

EN 61071-1/2
UL - CSA approval (FILE Nr. E102953)



Total elongation is about 15 mm after the overpressure disconnecter release. Don't use rigid connections.



Release	Date	Description	Technician
-	12/11/13	1 st Edition	A. G.