



High Quality
Evolution
Commitment

HEC-100RTN-48QSCA Rev A1.0

A. Features

- High Efficiency (Up to 90%).
- Active Power Factor Correction (Typical 0.96).
- Isolation Class I (With FG)
- All-Round Protection: OVP/SCP/OTP/OPP.
- Fully isolated Metal case with IP67 and damp/ wet location.

IP 6 7



B. Description

The **HEC-100RTN-48QSCA** Series operate from a 90 ~ 305Vac input range. They are designed to be highly efficient and highly reliable. Features include over voltage protection, short circuit protection, and over temperature protection.

C. Models

Output Current	Input Voltage Range <small>Note 1</small>	Output Voltage Range <small>Note 4</small>	Max. Output Power	Efficiency <small>Note 2</small>	Power Factor <small>Note 2</small>	Model Number
2100mA	90 ~ 305Vac	24-48V	100 W	90%	0.96	HEC-100RTN-48QSCA

D. Electronic Specifications

- Input Specifications

Parameter	Min.	Typ.	Max.	Notes
Input Voltage (V)	90	-	305	
Input Frequency (Hz)	47		63	
Input AC Current (A)	-	-	1.5	Measured at full load and 100Vac input.
	-	-	0.5	Measured at full load and 277Vac input.
Leakage Current (mA)	-	-	0.7	At 277Vac 60Hz input.
Inrush Current (A)	-	-	40	At 220Vac input 25°C Cold Start. Duration=100μs, 10%Ipk-10%Ipk.
Inrush Current (I2t)		-	0.16 A2s	
Power Factor	0.9	-	-	At 277Vac input, full load.
THD (%)	-	20	25	





- Output Specifications

Parameter	Min.	Typ.	Max.	Notes
Output Current (mA) $I_o = 2100 \text{ mA}$	1995		2205	
No Load Output Voltage (V) $I_o = 2100 \text{ mA}$	-	-	63	There will be no damage or hazardous conditions occurred with no loading.
Output Ripple Voltage (V)	-	-	1% $V_o \text{ max}$	Measured by 20 MHz bandwidth oscilloscopes and the output paralleled a 0.1uF ceramic capacitor and a 10uF electrolytic capacitor.
Output Voltage Overshoot (%)	-	-	110	At full load condition.
Line Regulation (%)	-	-	± 3	
Load Regulation (%)	-	-	± 5	
Turn-on Delay Time (s)	-	0.5	1.0	Measured at 220Vac input.

- General Specifications

Parameter	Min.	Typ.	Max.	Notes
Efficiency (%) $I_o = 2100 \text{ mA}$	-	-	88	Measured at full load and 120Vac input.
Efficiency (%) $I_o = 2100 \text{ mA}$	-	-	90	Measured at full load and 277Vac input.
MTBF (hours)	320,000	-		Measured at full load 50°C ambient temperature (MIL-HDBK-217F).
Life Time (hours)		100,000	-	Measured at rated input voltage with full load, Case temperature=60°C @ T_c point. See life time vs. T_c curve for the details.
Case Temperature (°C)	-	-	85	
Dimensions Millimeters(L × W × H)	70*ψ130			

- Protection Functions

Parameter	Min.	Typ.	Max.	Notes
Over Voltage Protection			1.50 $V_{o \text{ max}}$	In the event of an over-voltage condition, the LED Drives shall Shut down o/p voltage, re-power on to recover.
Over Temperature Protection	Shut down o/p voltage with re-power on to recovery.			
Short Circuit Protection	No damage shall occur when any output operating in a short circuit condition. The power supply shall be self-recovery when the fault condition is removed.			





- Environmental Specifications

Parameter	Min.	Typ.	Max.	Notes
Operating Temperature (°C)	-40	-	+70	Humidity: 20% RH to 80% RH; See Derating Curve for more details.
Storage Temperature (°C)	-40	-	+80	Humidity: 10% RH to 90% RH.

- Safety and EMC Compliance

Safety Category	Standard
UL/CUL	UL8750, UL 1012, CSA C22.2 No. 107.1
CE	EN 61347-1, EN61347-2-13.
EMI Standards	Notes
EN 55015	Conducted emission Test & Radiated emission Test.
EN 61000-3-2	Harmonic current emissions.
EN 61000-3-3	Voltage fluctuations & flicker.
FCC Part 15	FCC 47 CFR Part 15 Subpart B, ICES-003 Issue 4 ANSI C63.4-2003
EMS Standards	Notes
EN 61000-4-2	Electrostatic Discharge (ESD): 8 KV air discharge, 4 KV contact discharge.
EN 61000-4-3	Radio-Frequency Electromagnetic Field Susceptibility Test-RS.
EN 61000-4-4	Electrical Fast Transient / Burst-EFT: Level 2, Criteria A.
EN 61000-4-5	Surge Immunity Test: AC Power Line: line to line 2 KV. line to group 4 KV.
EN 61000-4-6	Conducted Radio Frequency Disturbances Test-CS.
EN 61000-4-8	Power Frequency Magnetic Field Test.
EN 61000-4-11	Voltage Dips.
EN 61547	Electromagnetic Immunity Requirements Applies To Lighting Equipment.

Notes:

1. Normal input voltage range 100~277Vac.
2. Measured at input 220V with a full load.
3. All specifications are typical at 25 °C unless otherwise stated.
4. Constant current operation region is preferably 50%~100% rated output voltage. This is the suitable operation region for LED related applications, but please reconfirm special electrical requirements for some specific system design.
5. Derating may be needed under low input voltages. Please check the static curve for more details.
6. The power supply is considered as a component that will be operated in combination with final equipment. Since EMC performance will be affected by the complete installation, the final equipment manufacturers must re-qualify EMC Directive on the complete installation again



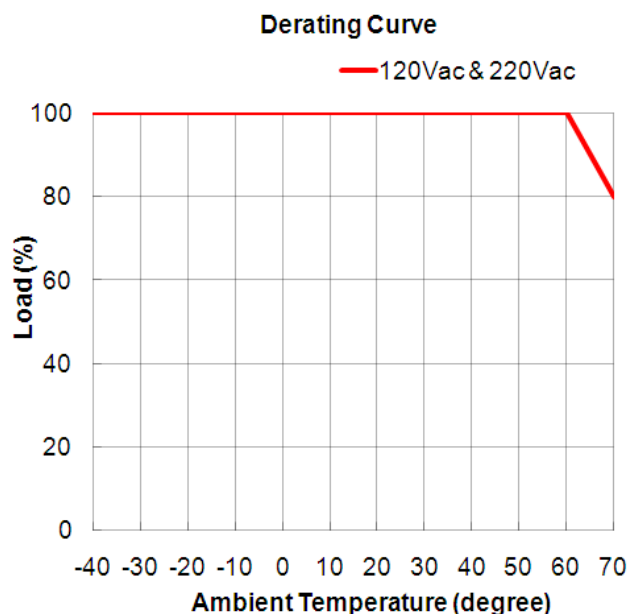


High Quality
Evolution
Commitment

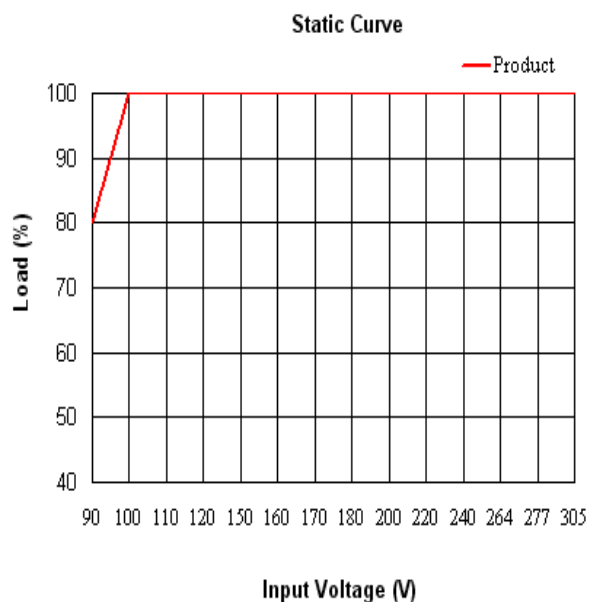
HEC-100RTN-48QSCA Rev A1.0

E. Electronic Curve

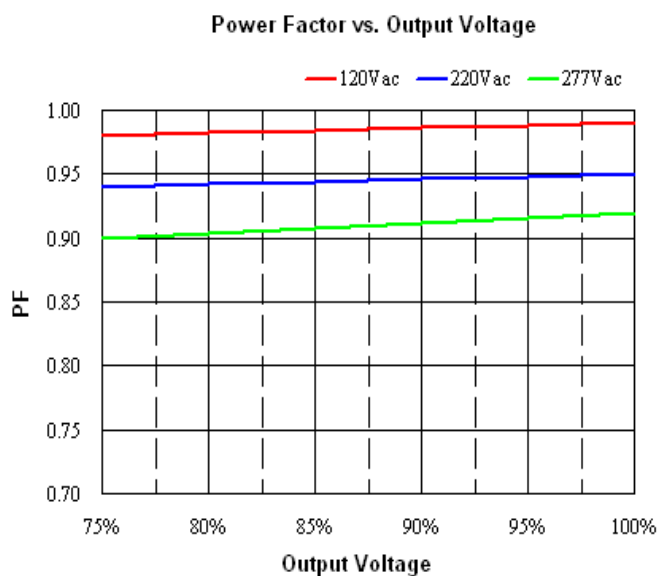
- Derating Curve



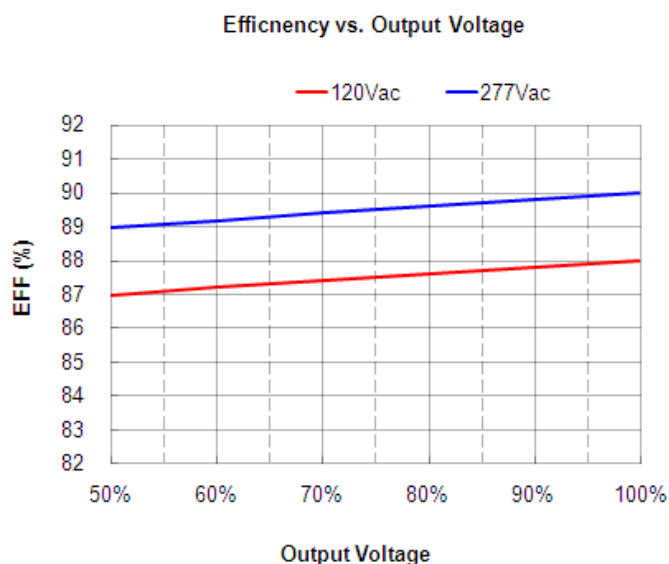
- Static Curve



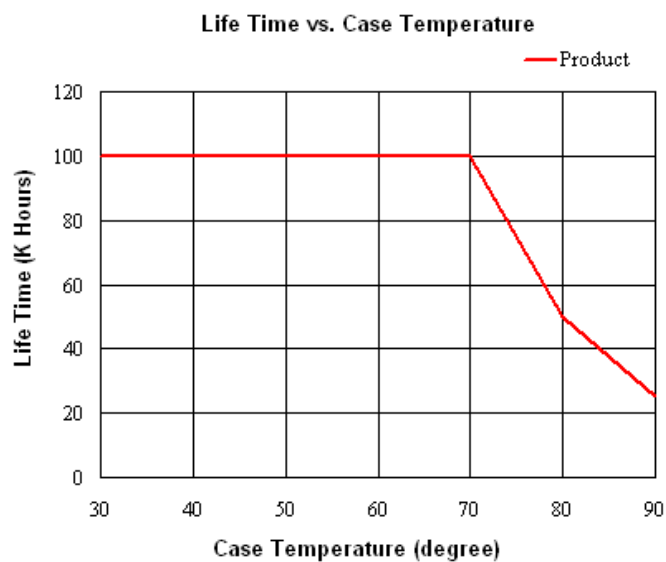
- Power Factor Characteristics Curve



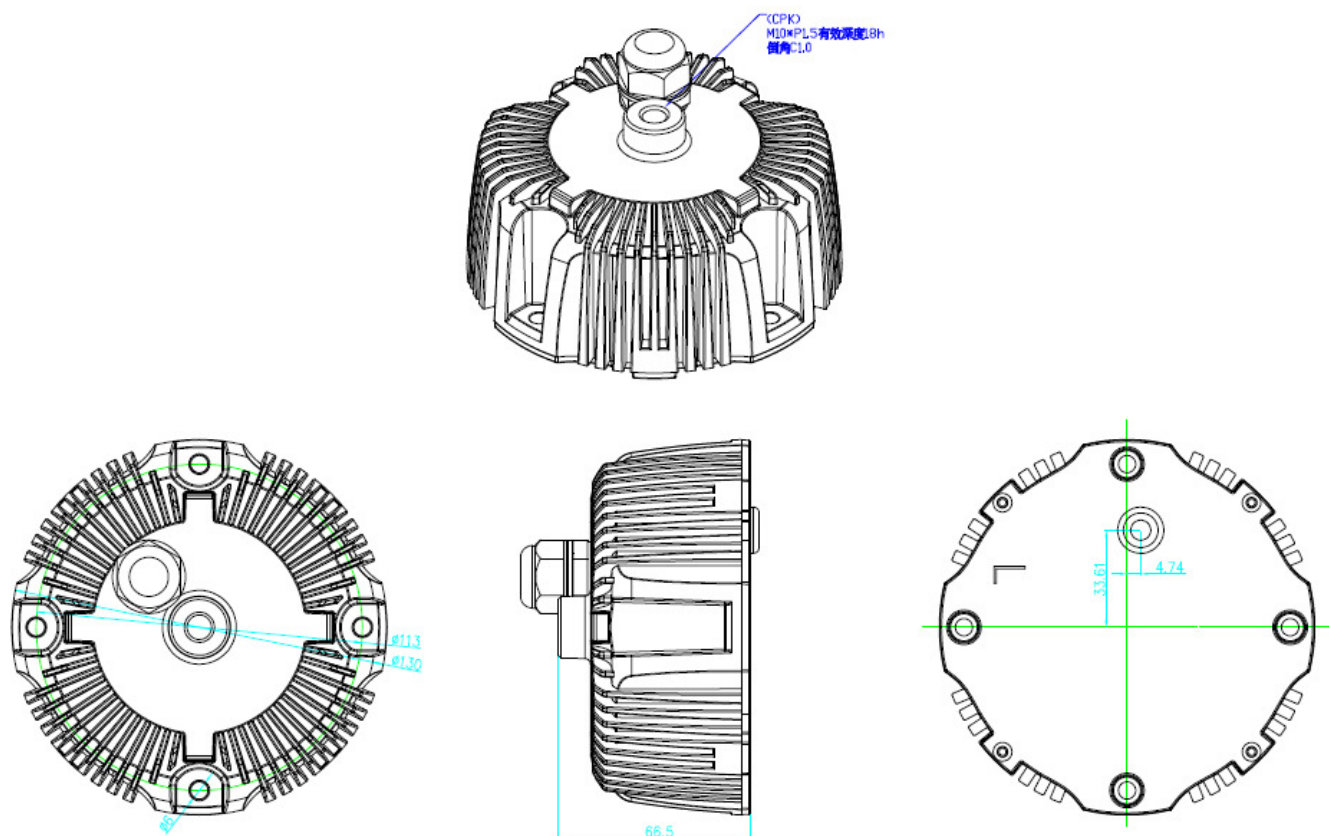
- Efficiency Characteristics Curve



- Life Time vs. Case Temperature Curve



F. Mechanical Outline





High Quality
Evolution
Commitment

HEC-100RTN-48QSCA Rev A1.0

G. RoHS Compliance Outline

Our products comply with the European Directive 2011/65/EU, calling for the elimination of lead and other hazardous substances from electronic products.

H. Revision History

Change Date	Rev.	Description of Change		
		Item	From	To
2014-12-08	A1.0	Revised Static Curve	/	/



<http://www.hec-group.com.tw/>
service@hec-group.com.tw

TEL: +886-6-356-0606
FAX: +886-6-356-0505