


smiths connectors

HIGH SPEED BACKPLANE CONNECTORS



TECHNICAL CHARACTERISTICS

SPECIFICATIONS

Temperature Rating: -55°C to + 125°C
Corrosion: MIL-STD-202 Method 101, Test Condition B
Shock: MIL-STD-202 Method 213, Test Condition B
Vibration: MIL-STD-202 Method 204, Test Condition B
Thermal Shock: MIL-STD-202 Method 107, Test Condition B
Durability: 500 Mate/Unmate cycles/min.
Dielectric Withstand Voltage: 250 VDC
Insulation Resistance: 5.000 MegaOhms min
Contact Current Rating: 3.0 Amps D.C. max.
Bandwidth: Up to 3 Gigahertz
Data Rates: Contacts designed to exceed 6 Gbps assembly dependent upon type and length of cable used
Differential Pair Cable Impedance: 150 Ohm \pm 15Ohm and 100 Ohm \pm 10 Ohms
Signal to Shield Cable Impedance: 75 Ohm \pm 10 Ohm and 50 Ohm \pm 7 Ohms

MATERIALS AND FINISHES

Shells & Inner Contacts: Brass per ASTM-B16, alloy UNS C3600 or BeCU per ASTM-B196, alloy UNS C17200, C17300 or leaded nickel copper, alloy UNS C19500, C19600 Gold plate per MIL-DTL-45204 Type II, Class 1
Insulators: PTFE per ASTM-D1710 or ULTERM 1000
Connector Plug/ Aluminum per ASTM-B211/221, 6061-T6
Receptacle Shells Electroless nickel plate per SAE AMS-C-26074 or Cadmium plate per SAE AMS QQ-P-416

Gasket/Seal Silicone rubber per A-A-59588


HIGH SPEED BACKPLANE

- ▶ **Fibre Channel**
- ▶ **Ethernet: 10 Base-T, 100 Base-T, 1000 Base-T**
- ▶ **Firewire: IEEE 1394a and 1394b**
- ▶ **USB, DVII, HDMI and Infiniband**

Smiths Connectors offers a complete line of differential Twinax and Quadrx connectors, contacts and cable assemblies for high speed Ethernet, Firewire, and Fibre Channel applications. Differential pair quadrx and twinax connectors and cable assemblies offer superior performance in high speed matched impedance data-on-demand applications. The signal to signal and signal to shield characteristic impedance is maintained throughout the connector pair. A true twinaxial connector interface ensures signal integrity while minimizing jitter and data rate errors.

Testing Capabilities

Smiths Connectors Quadrx and Twinax interconnects are characterized for testing eye pattern, jitter, skew, and insertion loss on differential pair 100 ohm high speed Gigabit Ethernet applications with a wide variety of testing protocols. We utilize the Agilent E5071C 4 port network analyzer to measure the differential pair TDR impedance between Twinax connectors, cable assemblies, and quad cable Ethernet and Fibre Channel interconnect systems ensuring the most accurate acquired signal for high speed communications testing. The E5071C 4 port network analyzer is capable of highly accurate 100 Ohm differential measurements up to 20 GHz and can measure Eye Diagrams up to 16 Gbps.



In standard VME cards for low data rate signaling, connectors are widely available to carry non-shielded signaling for the VME bus from the interface via motherboard to daughter card assembly designated as I/O plug-in modules. The industry standard defines these connectors typically as P1 and P3 connectors.

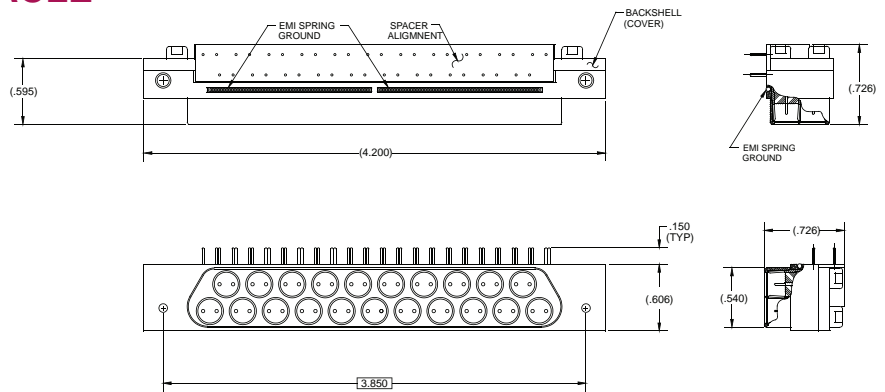
Smiths Connectors has taken the standard housing configuration of the P1 & P3 mounting dimensions while incorporating true differential pair contacts within the P1 & P3 dimensional constraints. Data sampling rates exceeding 2 Gbits/second can be driven via matched impedance differential pair interconnections for board-to-board high speed data transfer as well as blind mate I/O plug in modular applications.

Smiths Connectors' P1 connector housing contains 21 position true differential pair blind mate contacts allowing board designers to carry high density differential pair signals from the LRU via motherboard to daughter-card plug in modules with a single connector P1 type housing. This allows for the use of standard VME bus architecture cages for high speed fibre channel connection.

RIGHT ANGLE TWINAX RECEPTACLE 21 POSITION (BLIND MATE PCB INTERCONNECTS) 150 OHM

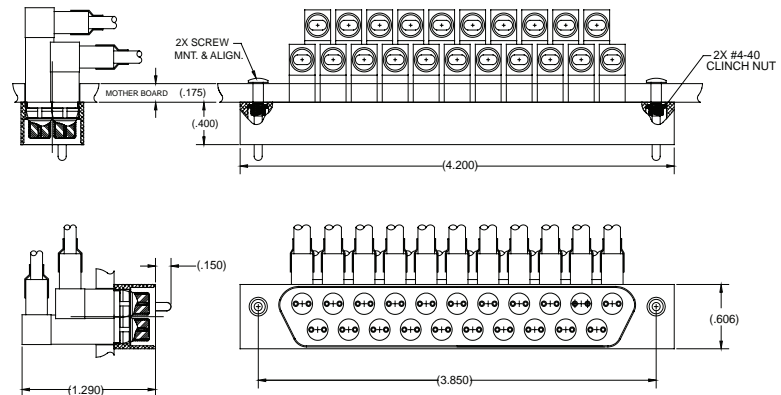
P/N: 029917-1015

Mates with P/N: 029912-1015

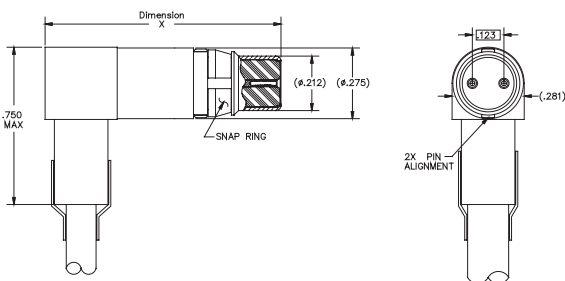


RIGHT ANGLE TWINAX PLUG HOUSING 21 POSITION (BLIND MATE PCB INTERCONNECTS) 150 OHM

P/N: 029912-1015



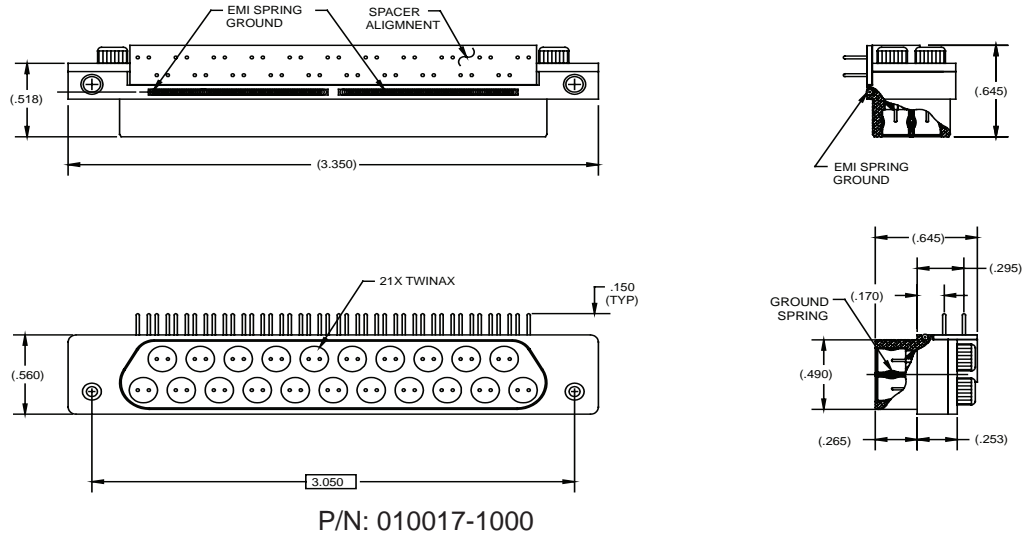
SIZE 5 RIGHT ANGLE TWINAX CABLE PIN CONTACT 150 OHM



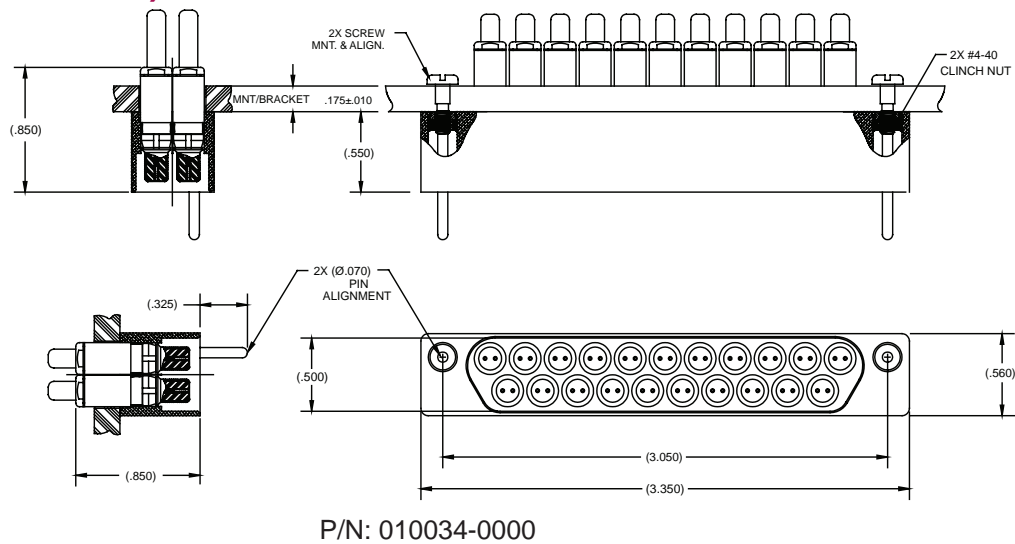
PART NUMBER	CABLE TYPE	CABLE	CONTACTS	DIM X
019912-1103	Differential Twinax	540-1099-000	Near Row	0.905
019912-1305	Differential Twinax	540-1114-000	Near Row	0.905
019912-1102	Differential Twinax	540-1099-000	Far Row	1.230
019912-1304	Differential Twinax	540-1114-000	Far Row	1.230

For use in 029912-1015

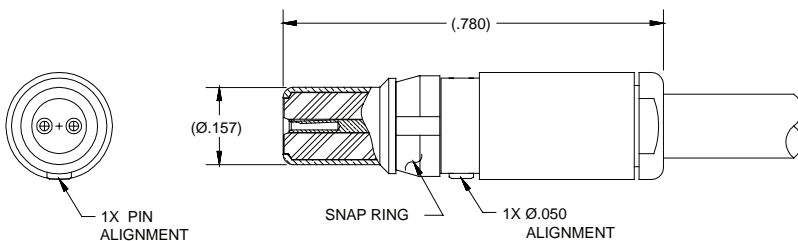
▶ **RIGHT ANGLE TWINAX RECEPTACLE 21 POSITION (BLIND MATE PCB INTERCONNECTS) 100 OHM**



▶ **STRAIGHT TWINAX PLUG HOUSING 21 POSITION (BLIND MATE PCB INTERCONNECTS) 100 OHM**



▶ **SIZE 10 TWINAX PIN CONTACT 100 OHM**



PART NUMBER	CABLE TYPE	CABLE
018834-0000	Differential Twinax	540-1153-000
018834-0001	Flexible Twinax	540-1161-000

For use in 010034-0000

* To remove size 10 Twinax contacts use removal tool SIR-017

HOW TO ORDER



1 ▶ CONNECTOR #1

2 ▶ CABLE GROUP

Flexible Twinax

1 = M17/176-00002

2 = 540-1086-000

3 = 540-1161-000

Differential Twinax

6 = 540-1099-000

7 = 540-1114-000

8 = 540-1153-000

34 = 540-1167-000

38 = 540-1210-000

39 = 540-1236-000

Differential Quadrax

9 = 540-1138-000

10 = 540-1143-000

36 = 540-1183-000

37 = 540-1235-000

42 = 540-1209-000

41 = 540-1229-000

3 ▶ CONNECTOR #2 OL for Open Lead

4 ▶ CABLE LENGTH IN INCHES (XXX)

FLEXIBLE TWINAX CABLES					
CABLE GROUP	CABLE DESIGNATION	IMPEDANCE (OHMS)		JACKET	CONDUCTOR (DIA)
1	M17/176-00002	77		0.129"	0.024"
2	540-1086-000	98		0.143"	0.019"
3	540-1161-000	100		0.130"	0.024"
DIFFERENTIAL PAIR TWINAX CABLES					
6	540-1099-000	Differential: 150	Sig. to Shield: 75	0.097" x 0.160"	0.014" Stranded
7	540-1114-000	Differential: 150	Sig. to Shield: 75	0.138" x 0.224"	0.020" Solid
8	540-1153-000	Differential: 100	Sig. to Shield: 50	0.085" x 0.130"	0.019" Stranded
34	540-1167-000	Differential: 100	Sig. to Shield: 50	0.117" x 0.160"	0.0233" Stranded
38	540-1210-000	Differential: 100	Sig. to Shield: 50	0.132"	0.019"
39	540-1236-000	Differential: 150	Sig. to Shield: 75	0.191"	0.019"
DIFFERENTIAL QUADRAX CABLES					
9	540-1138-000	Differential: 150	Sig. to Shield: 75	0.290"	0.032"
10	540-1143-000	Differential: 150	Sig. to Shield: 75	0.190"	0.020"
36	540-1183-000	Differential: 100	Sig. to Shield: 50	0.160"	0.024"
37	540-1235-000	Differential: 100	Sig. to Shield: 50	0.108"	0.012"
40	540-1209-000	Differential: 100	Sig. to Shield: 50	0.190"	0.029"
41	540-1229-000	Differential: 100	Sig. to Shield: 50	0.137"	0.019"



SMITHS CONNECTORS

GLOBAL SUPPORT

AMERICAS

info.us@smithsconnectors.com

Costa Mesa, CA

1.714.371.1100

Hudson, MA

1.978.568.0451

Kansas City, KS

1.913.342.5544

EUROPE

France

33.2.3296.9176

info.fr@smithsconnectors.com

Germany

49.991.250.120

info.de@smithsconnectors.com

Italy

39.10.60361

info.it@smithsconnectors.com

United Kingdom

44.208.236.2400

info.uk@smithsconnectors.com

ASIA

asiainfo@smithsconnectors.com

Shanghai, China

86.21.3318.4650

Suzhou, China

86.512.6273.1188

Singapore

65.6846.1655

visit us at | smithsconnectors.com |     