

SPECIFICATION FOR APPROVAL

CUSTOMER :

CUSTOMER PART NO:

SUPPLIER: JIAXING GLEAD ELECTRONICS CO.,LTD.

PART NO: DAMGN4H1_K3M

DESCRIPTION: 3V/10mA(3V)/30dB/3M (L) / SMBA (FAKRA-C)

REMARKS:

VERSION	DATE	REVISION DESCRIPTION	PREPARED	CHECKED	APPROVED
V1.0	2012/11/12	NEW ISSUED	Shen jie	Yan wen li	Gao sheng

CUSTOMER APPROVED

Quality Dept.	Production Dept	Technology Dept
Name:	Name:	Name:
Tel:	Tel:	Tel:
E-mail:	E-mail:	E-mail:

GLEAD APPROVED

Quality Dept	Production Dept	Technology Dept
Name: Li lin	Name: Jiang xiao qiang	Name: Gao sheng
Tel: 13586458022	Tel: 13666790023	Tel: 13758061389
E-mail: lilin@glead.com.cn	E-mail: zyjq2007@163.com	E-mail: gaosheng@glead.com.cn

Prepared by: Mo li yan	Formed On: 2012.04.12	Company	No.66 ZhengyuanRoad,Tanghui Industrial Zone, Jiaxing, Zhejiang, China
		Address:	
		Company	+86-573-83651818
		Tel:	

PRODUCT NAME	Prepared date	Page
DAMGN4H1_K3M	2012. 11. 12	2/8
Prepared by	Checked by	Approved by
Shen jie	Yan wen li	Gao sheng

1、Photo



PRODUCT NAME	Prepared date	Page
DAMGN4H1_K3M	2012. 11. 12	3/8
Prepared by	Checked by	Approved by
Shen jie	Yan wen li	Gao sheng

2、Electrical Characteristics

2.1 Antenna

1	Antenna model	DAS1575 (25*25*4)
2	Frequency Range	1575. 42MHz ± 1. 02 MHz 1602MHz ± 6 MHz
3	V. S. W. R	1. 5:1
4	Band Width	> 10 MHz for GPS > 20MHz for GLONASS
5	Impedence	50 ohm
6	Gain	5dBic Based on 7×7cm ground plane
7	Polarization	RHCP

2.2 LNA

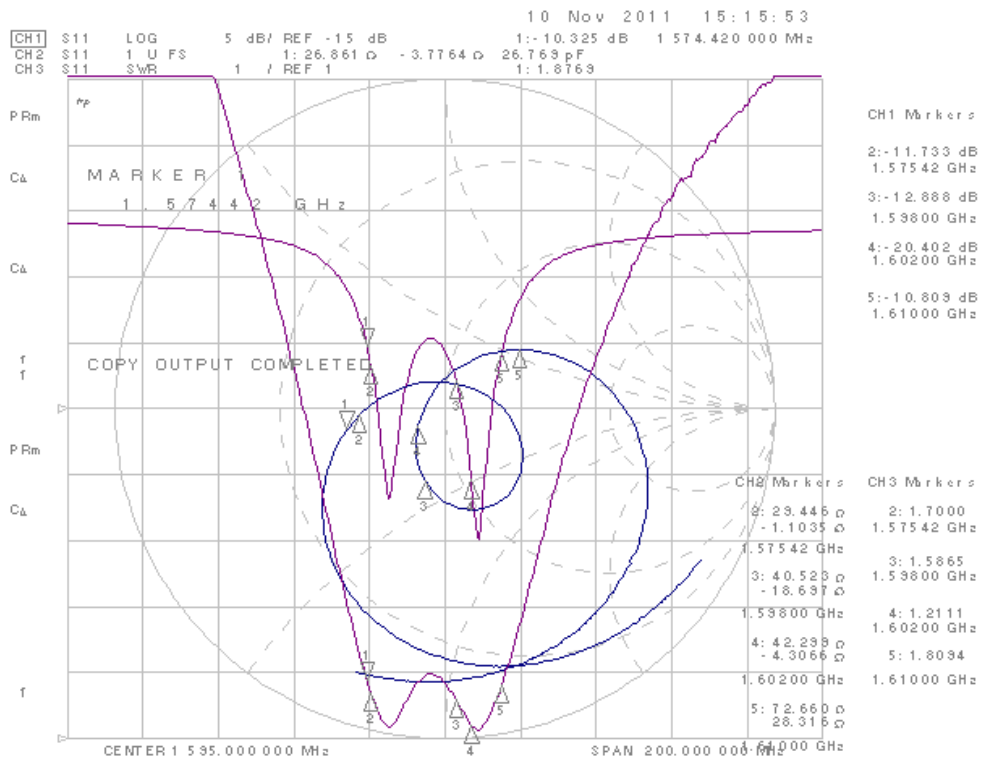
1	Frequency Range	1595MHz ± 25 MHz
2	DC Voltage	2. 5-5V
3	Gain	30 ± 2dB
4	Outband Rejection (Absolute value)	≥ 20dB (fo+100MHZ)
		≥ 25dB (fo-100MHZ)
5	Output VSWR	2. 0 max
6	Noise Figure	1. 5 max
7	DC current	10 mA (at 3V)

2.3 Overall (Complete module including RF connector)

1	Frequency Range	1595MHz ± 25 MHz
2	Output VSWR	2. 0 max
3	Gain	30dBic
4	Impedence	50 Ω

PRODUCT NAME	Prepared date	Page
DAMGN4H1_K3M	2012. 11. 12	4/8
Prepared by	Checked by	Approved by
Shen jie	Yan wen li	Gao sheng

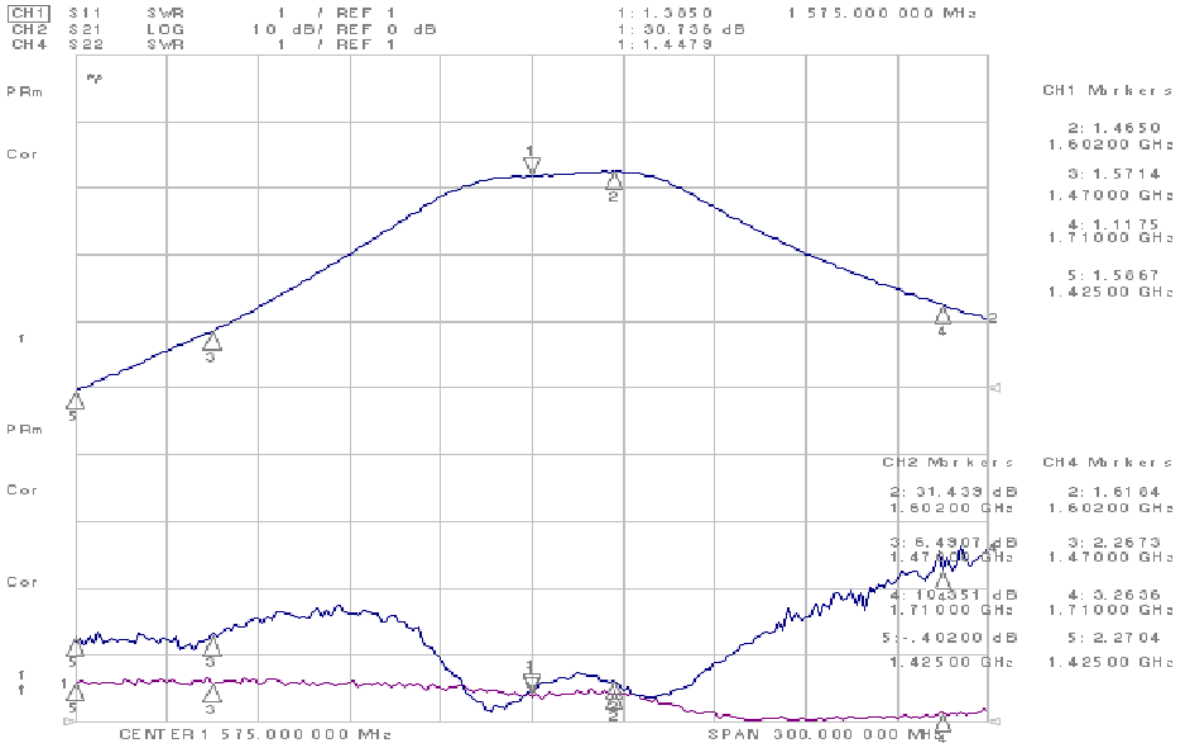
3、Patch Test curve



Test condition:27x27mm ground

PRODUCT NAME	Prepared date	Page
DAMGN4H1_K3M	2012. 11. 12	5/8
Prepared by	Checked by	Approved by
Shen jie	Yan wen li	Gao sheng

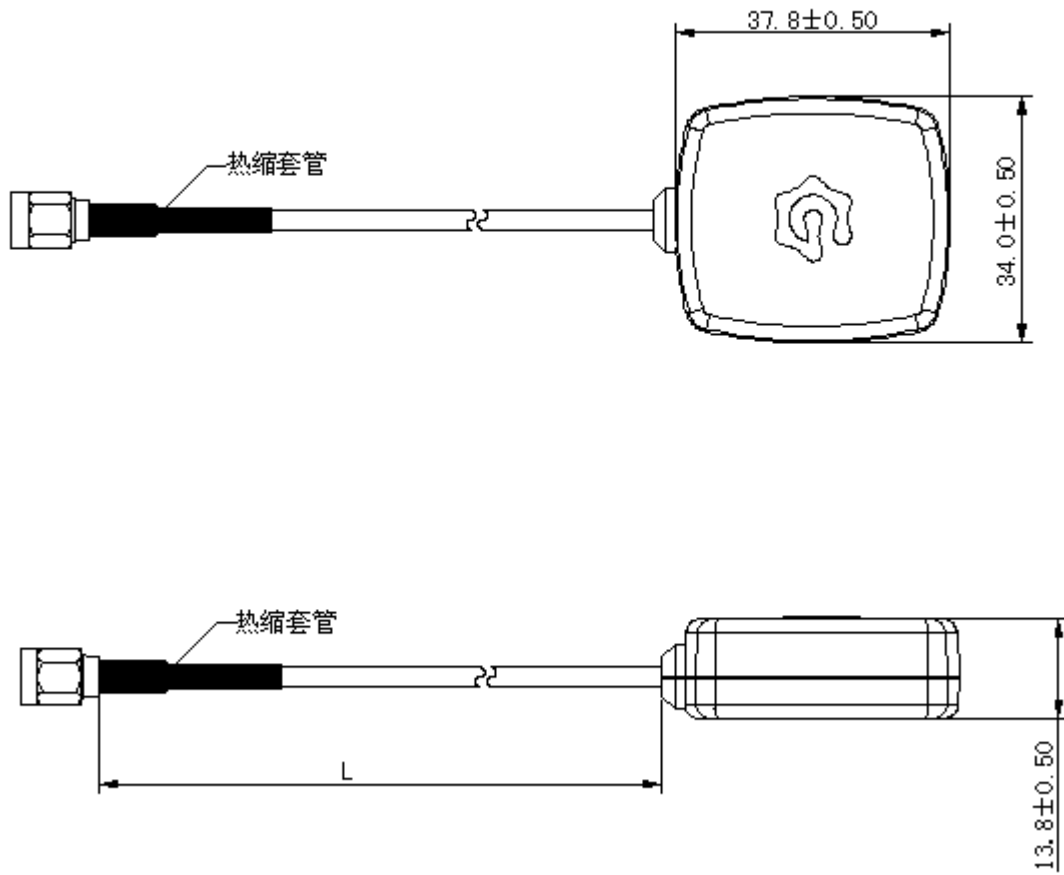
4、LNA Test curve



Test condition: DC 2.5V

PRODUCT NAME	Prepared date	Page
DAMGN4H1_K3M	2012. 11. 12	6/8
Prepared by	Checked by	Approved by
Shen jie	Yan wen li	Gao sheng

5、Structure (unit: mm)



PRODUCT NAME	Prepared date	Page
DAMGN4H1_K3M	2012. 11. 12	7/8
Prepared by	Checked by	Approved by
Shen jie	Yan wen li	Gao sheng

6、Material


No	Part Name	SPEC
1	Antenna	Dielectric Ceramics
2	PCB	FR4
3	Shielding	Tinplate
4	RF Cable	RG174 Attenuation : 1.3dB/m
		L=300±10CM
5	RF Connector	SMBA (FAKRA-C)
6	Circular magnets	Φ 15*2mm
8	Thickness	15.5mm

7、Environment Condition

1	Working Temp	-40℃~+80℃
2	Storage Temp	-45℃~+85℃
3	Vibration	Sine sweep 1g(0-p) 10~55~10Hz each axis
4	International Protection	IP66

8、Packing (If there are other customers packaging requirements specified in the order)

Each carton includes 100 PCS antenna, Each lattice put 1PCS antenna, the size of carton is 630 * 460 * 105 mm.



PRODUCT NAME	Prepared date	Page
DAMGN4H1_K3M	2012. 11. 12	8/8
Prepared by	Checked by	Approved by
Shen jie	Yan wen li	Gao sheng

9、Note

- 1、 This product specification guarantees the quality of our product as a single unit. Please make sure that your product is evaluated and confirmed against your specifications when our product is mounted to your product.
- 2、 The product will get free warranty for three months since the date of purchase users operate in the correct way; users will have to pay cost of the materials and maintaining fee out of the condition.
- 3、 Electrostatic sensitive device. Observe precautions for handling.